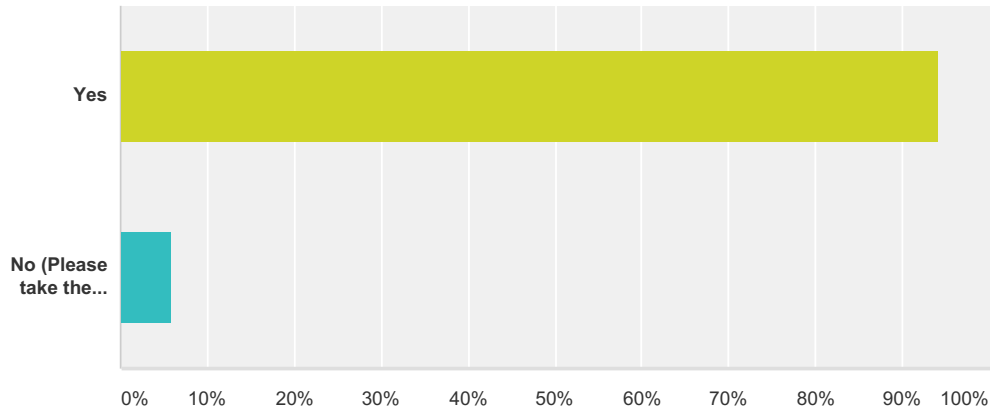


Q1 1. Are you a working artist or employed in the field of arts and culture in New York City?

Answered: 4,135 Skipped: 0



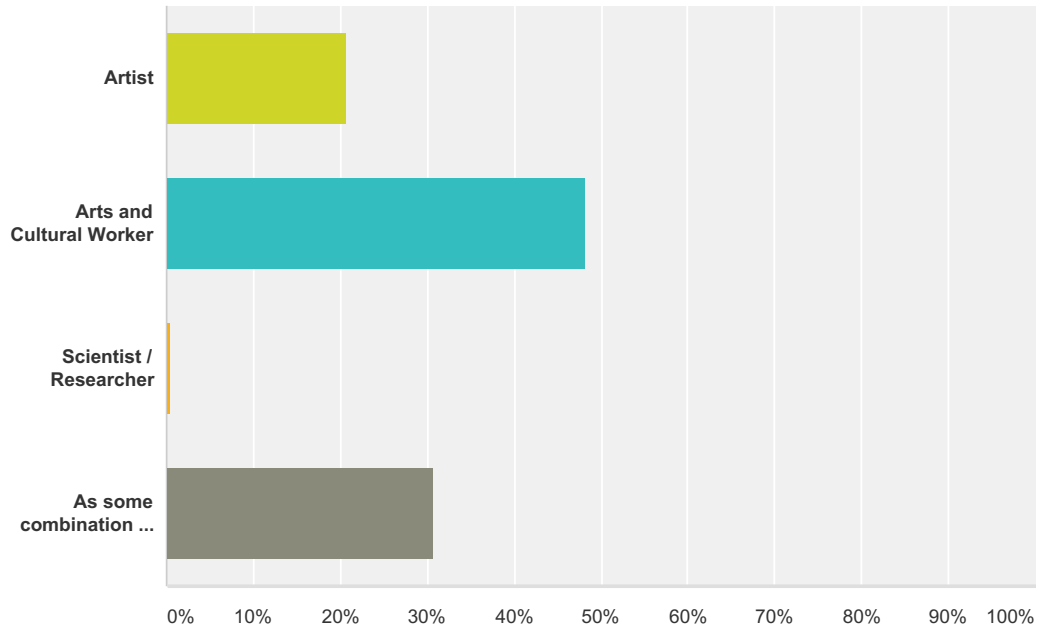
Answer Choices	Responses	
Yes	94.24%	3,897
No (Please take the CreateNYC Cultural Participation Survey here)	5.76%	238
Total		4,135

Q2 2. What is your home zip code?

Answered: 3,706 Skipped: 429

Q3 3. Based on the number of hours dedicated to the work (or by source of income), you primarily identify yourself as an...

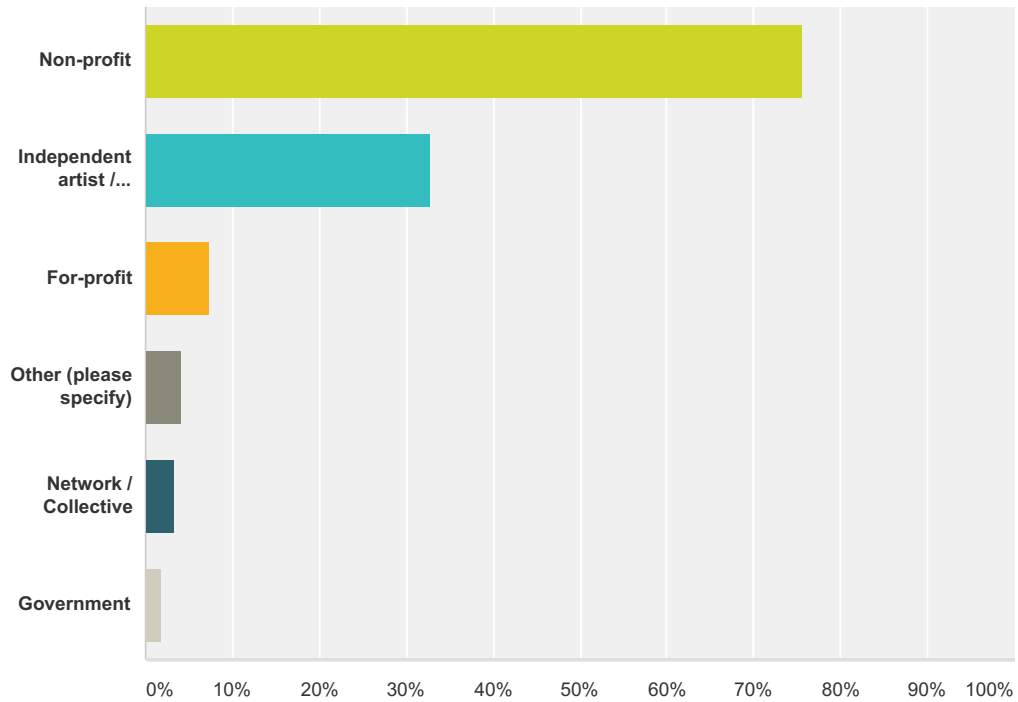
Answered: 3,706 Skipped: 429



Answer Choices	Responses
Artist	20.70% 767
Arts and Cultural Worker	48.22% 1,787
Scientist / Researcher	0.43% 16
As some combination of the above	30.65% 1,136
Total	3,706

Q4 In which job sector do you primarily work?

Answered: 3,571 Skipped: 564

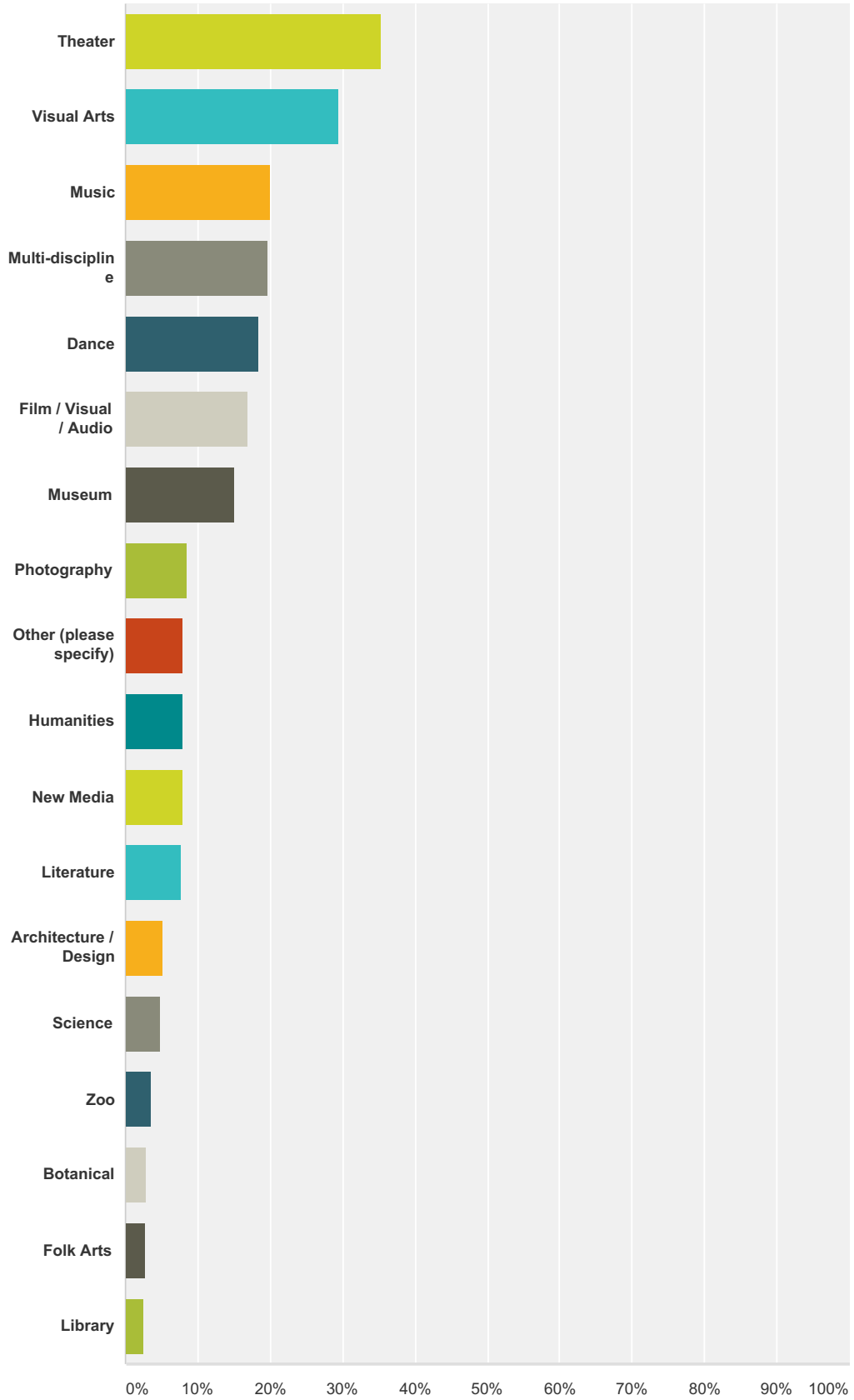


Answer Choices	Responses
Non-profit	75.67% 2,702
Independent artist / Self-employed	32.76% 1,170
For-profit	7.34% 262
Other (please specify)	4.26% 152
Network / Collective	3.28% 117
Government	1.82% 65
Total Respondents: 3,571	

Q5 In which discipline do you primarily work? (Please mark as many as applicable)

Answered: 3,569 Skipped: 566

CreateNYC Artist & Cultural Worker Survey



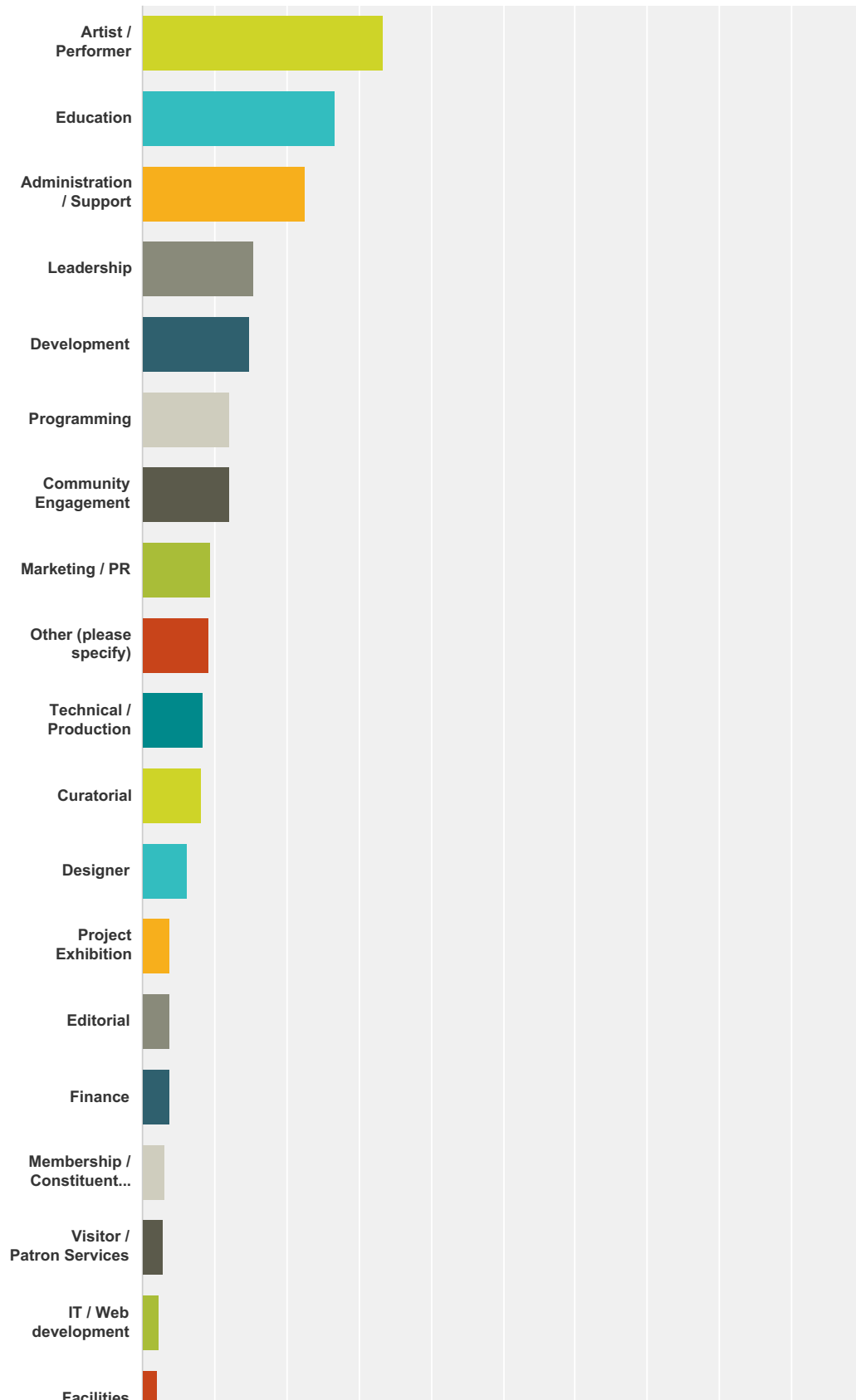
Answer Choices	Responses
Theater	35.33% 1,261

CreateNYC Artist & Cultural Worker Survey

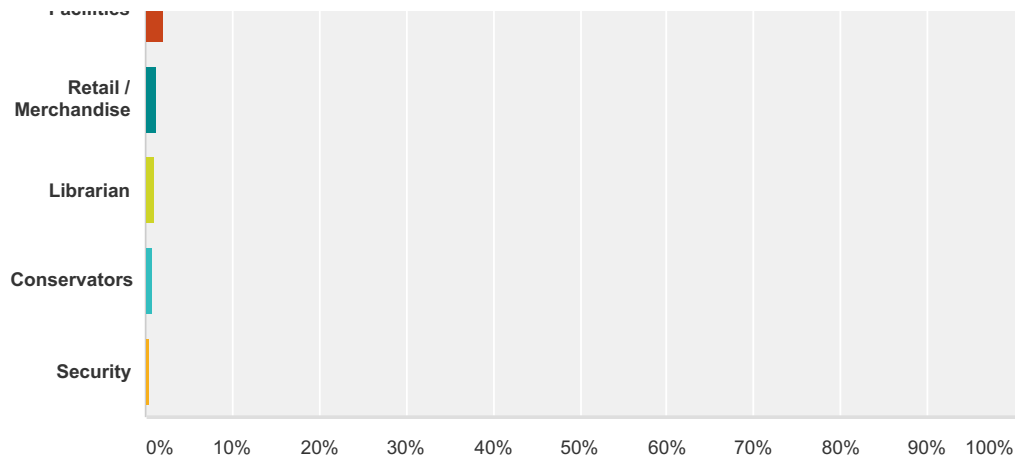
Visual Arts	29.50%	1,053
Music	20.01%	714
Multi-discipline	19.73%	704
Dance	18.46%	659
Film / Visual / Audio	17.01%	607
Museum	15.13%	540
Photography	8.60%	307
Other (please specify)	8.01%	286
Humanities	7.96%	284
New Media	7.90%	282
Literature	7.62%	272
Architecture / Design	5.27%	188
Science	4.74%	169
Zoo	3.64%	130
Botanical	2.91%	104
Folk Arts	2.69%	96
Library	2.52%	90
Total Respondents: 3,569		

Q6 How would you best describe your current job type?

Answered: 3,564 Skipped: 571



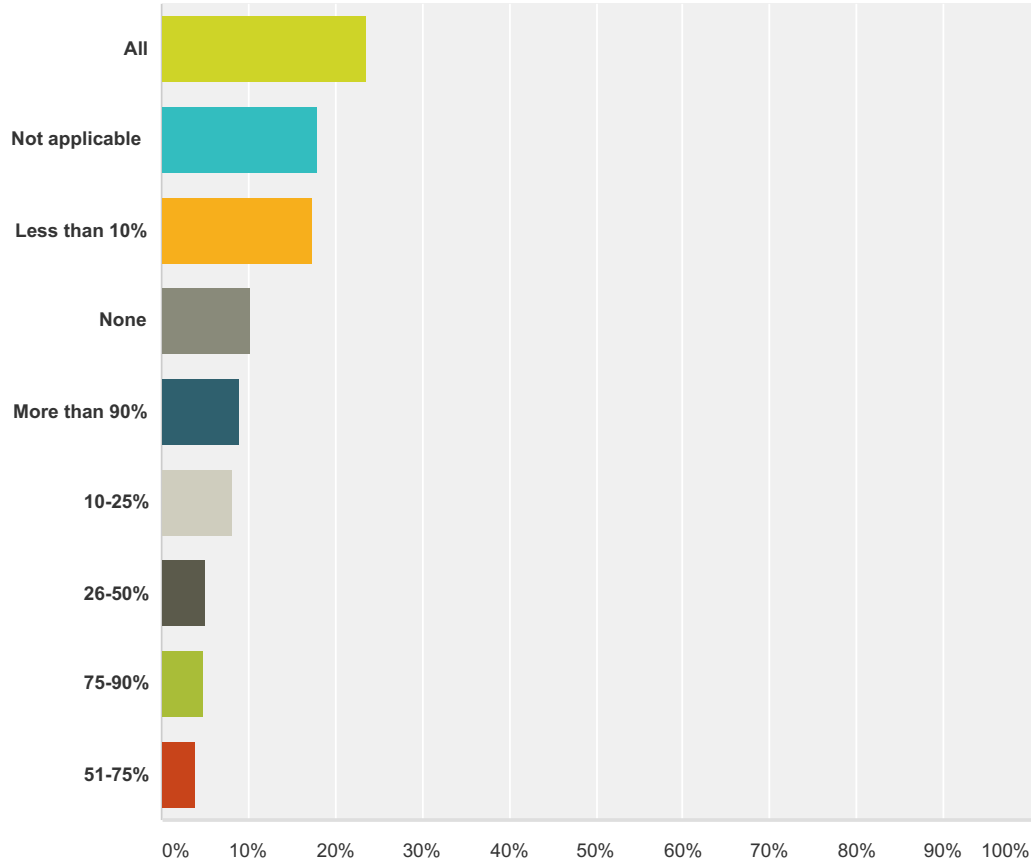
CreateNYC Artist & Cultural Worker Survey



Answer Choices	Responses	Count
Artist / Performer	33.50%	1,194
Education	26.63%	949
Administration / Support	22.50%	802
Leadership	15.43%	550
Development	14.87%	530
Programming	12.18%	434
Community Engagement	12.09%	431
Marketing / PR	9.46%	337
Other (please specify)	9.20%	328
Technical / Production	8.25%	294
Curatorial	8.22%	293
Designer	6.23%	222
Project Exhibition	3.82%	136
Editorial	3.73%	133
Finance	3.70%	132
Membership / Constituent Services	3.03%	108
Visitor / Patron Services	2.89%	103
IT / Web development	2.27%	81
Facilities	2.13%	76
Retail / Merchandise	1.29%	46
Librarian	1.09%	39
Conservators	0.81%	29
Security	0.45%	16
Total Respondents: 3,564		

Q7 Approximately what percentage of your annual earned income comes from your art practice, if applicable?

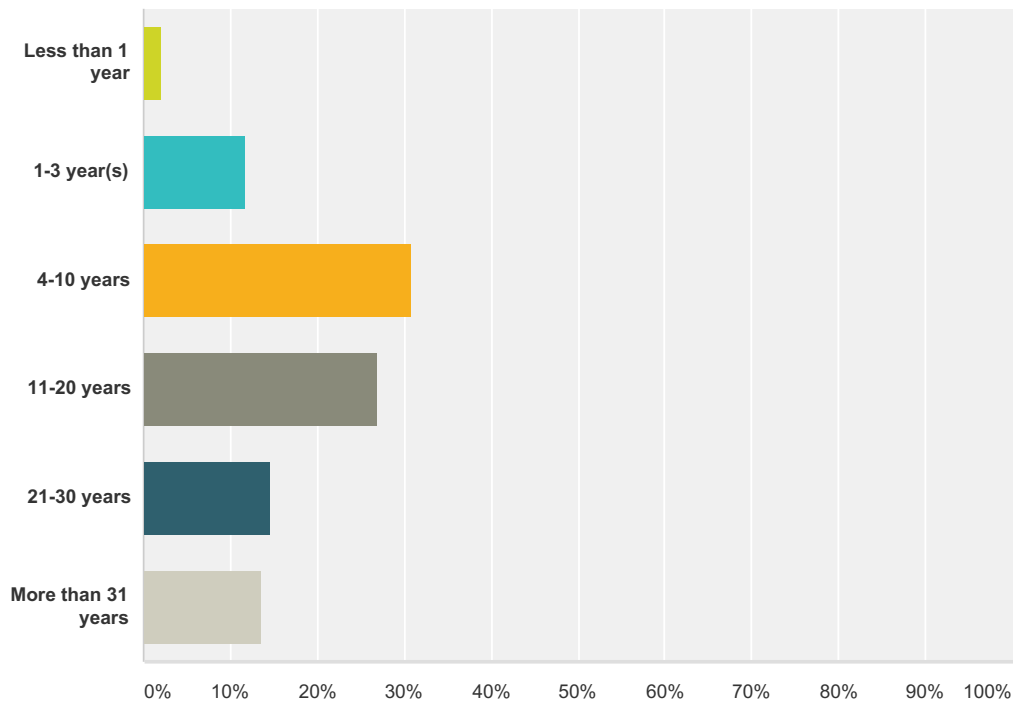
Answered: 3,539 Skipped: 596



Answer Choices	Responses	Count
All	23.54%	833
Not applicable	17.97%	636
Less than 10%	17.38%	615
None	10.23%	362
More than 90%	8.90%	315
10-25%	8.08%	286
26-50%	5.00%	177
75-90%	4.83%	171
51-75%	4.07%	144
Total		3,539

Q8 How long have you worked in the arts and cultural field?

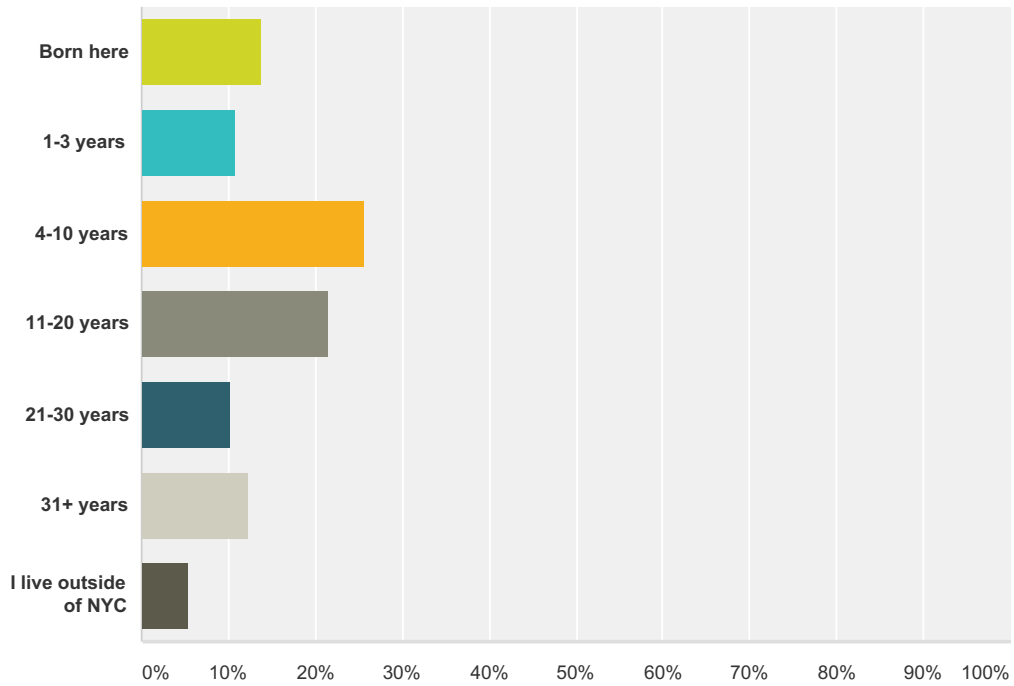
Answered: 3,547 Skipped: 588



Answer Choices	Responses
Less than 1 year	2.17% 77
1-3 year(s)	11.76% 417
4-10 years	30.98% 1,099
11-20 years	27.01% 958
21-30 years	14.60% 518
More than 31 years	13.48% 478
Total	3,547

Q9 How long have you lived in New York City?

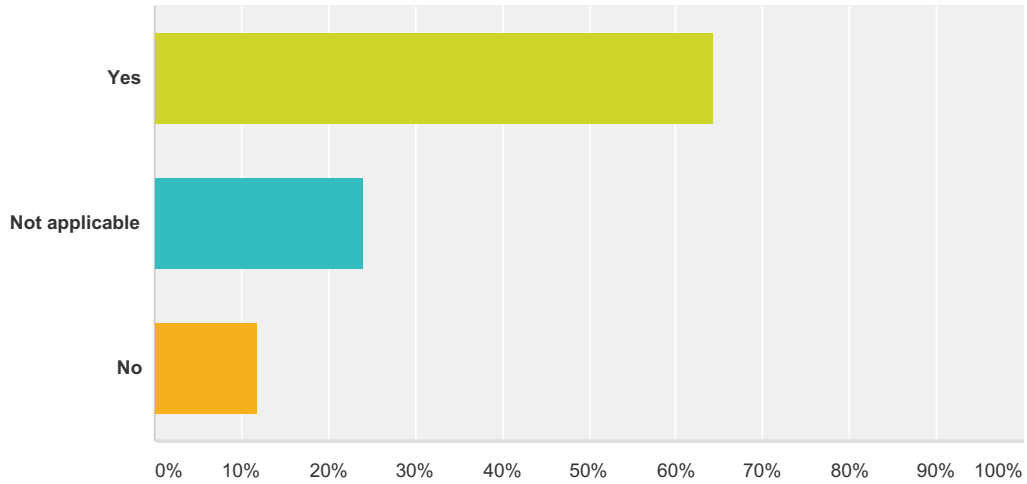
Answered: 3,562 Skipped: 573



Answer Choices	Responses	
Born here	13.78%	491
1-3 years	10.95%	390
4-10 years	25.58%	911
11-20 years	21.48%	765
21-30 years	10.33%	368
31+ years	12.35%	440
I live outside of NYC	5.53%	197
Total		3,562

Q10 If you moved to New York City from another place, did you primarily move for professional opportunities in the arts and cultural field?

Answered: 3,551 Skipped: 584



Answer Choices	Responses
Yes	64.21% 2,280
Not applicable	23.91% 849
No	11.88% 422
Total	3,551

Q11 4. What are New York City's greatest strengths and assets to the arts, cultural and science fields?(e.g. employment opportunities, diversity of culture, existing support for artists, arts, cultural, and science organizations, etc.)

Answered: 3,064 Skipped: 1,071

Q12 5. What are your recommendations for how the City can better support and sustain arts and cultural organizations? (e.g. affordable & accessible workspace space, professional development, funding for research, fiscal sponsorship, etc.)

Answered: 2,757 Skipped: 1,378

Answer Choices	Responses	
Recommendation 1	100.00%	2,757
Recommendation 2	91.84%	2,532
Recommendation 3	74.43%	2,052

Q13 6. What are your recommendations for how the City can better support and sustain artists and their work practice?(e.g. space, professional development, networking resources, HR/benefits support, etc.)

Answered: 2,279 Skipped: 1,856

Answer Choices	Responses	
Recommendation 1	100.00%	2,279
Recommendation 2	84.07%	1,916
Recommendation 3	64.72%	1,475

Q14 7. What are your recommendations for how the arts, cultural, and science fields can be more accessible for diverse audiences and collaborators alike? Consider physical, psychological, cognitive, social, economic, or other barriers to opportunities.

Answered: 2,134 Skipped: 2,001

Answer Choices	Responses	
Recommendation 1	100.00%	2,134
Recommendation 2	82.85%	1,768
Recommendation 3	60.03%	1,281

Q15 8. What are your recommendations for how to preserve cultural heritage and neighborhood characteristics? (e.g. landmark preservation for sites of significant cultural heritage, city-wide coordination, greater arts, culture, and science participation in community planning, etc.)

Answered: 1,795 Skipped: 2,340

Answer Choices	Responses	
Recommendation 1	100.00%	1,795
Recommendation 2	74.93%	1,345
Recommendation 3	52.26%	938

Q16 9. What are your recommendations for how to increase or improve access to affordable work and presentation space for artists, cultural workers, and/or arts and culture organizations? (e.g. access to underutilized community spaces, develop new workspaces, invest in existing research facilities, etc.)

Answered: 1,733 Skipped: 2,402

Answer Choices	Responses	
Recommendation 1	100.00%	1,733
Recommendation 2	74.61%	1,293
Recommendation 3	50.43%	874

Q17 10. What are your recommendations for how to improve support for arts, cultural, and science practice outside traditional presentation venues and funding structures? Consider creative opportunities for researchers, scientists, small cultural organizations, street performers, culture-specific / traditional dance and musical groups, self-taught artists, etc.

Answered: 1,355 Skipped: 2,780

Answer Choices	Responses	
Recommendation 1	100.00%	1,355
Recommendation 2	65.09%	882
Recommendation 3	43.84%	594

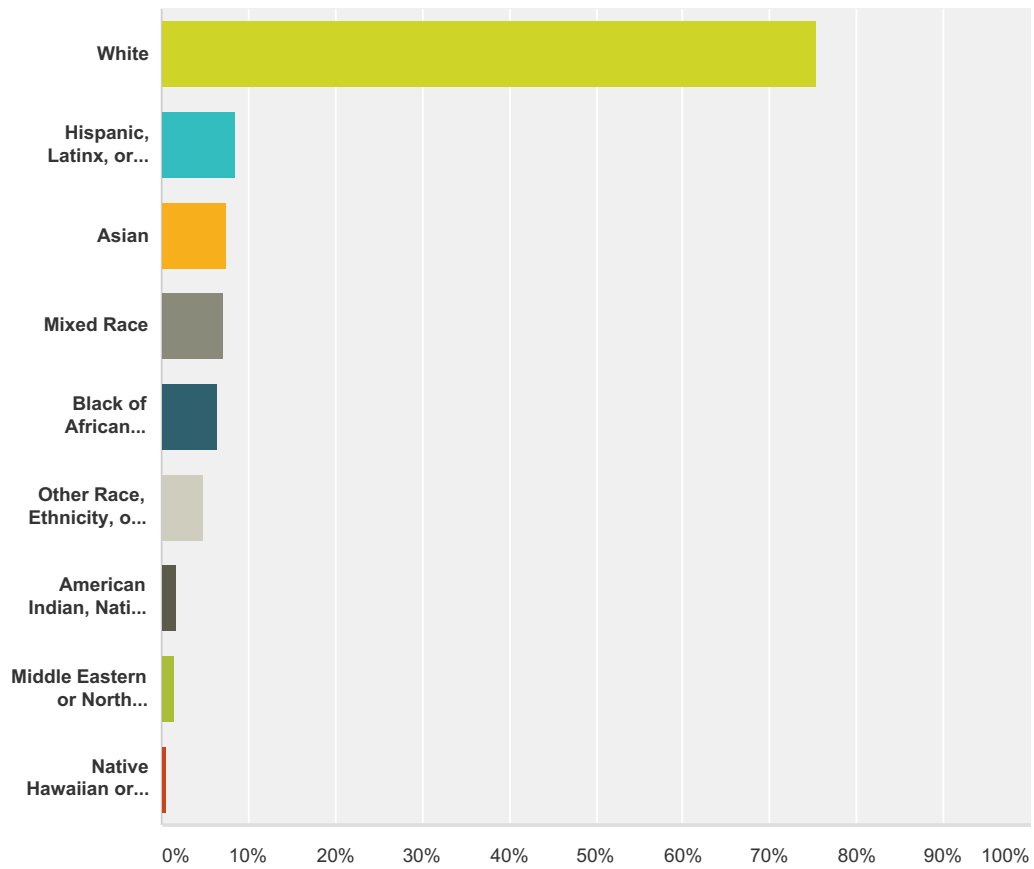
Q18 11. What are your recommendations for how to increase or improve access to arts and STEAM (Science, Technology, Engineering, Arts and Mathematics) education in schools and within communities? (e.g. more arts and culture in afterschool programs, more partnerships between schools and local arts, cultural, or science-based organizations, expand the pipeline for arts educators by providing paid internships, training, and fellowship, etc.)

Answered: 1,580 Skipped: 2,555

Answer Choices	Responses	
Recommendation 1	100.00%	1,580
Recommendation 2	72.53%	1,146
Recommendation 3	50.89%	804

Q19 Which categories best describe you? (select all boxes that apply)

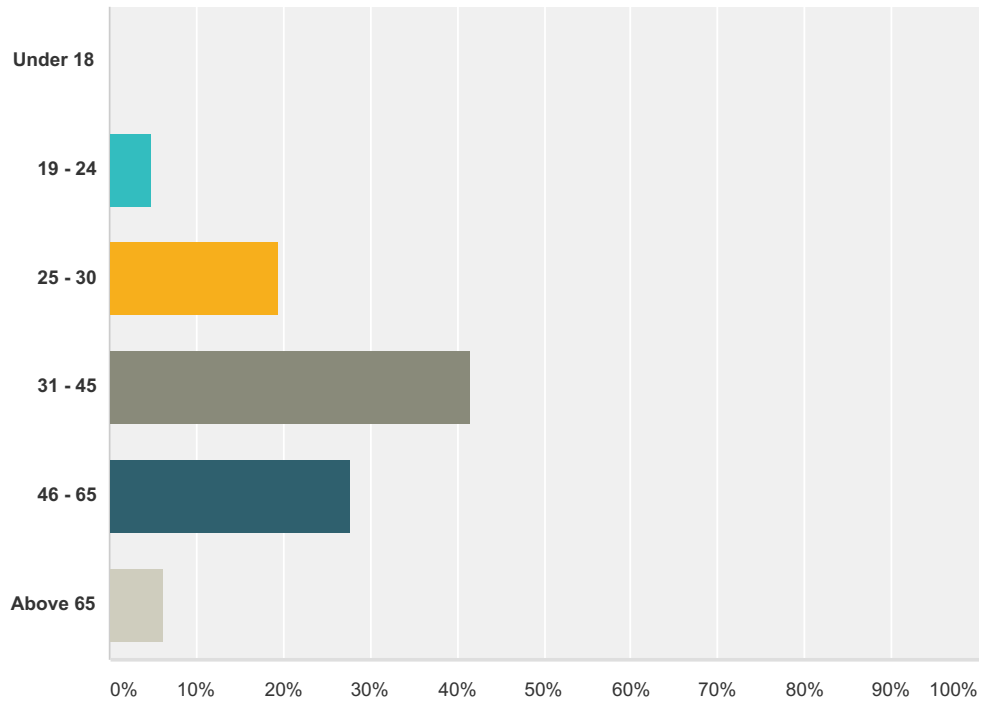
Answered: 2,126 Skipped: 2,009



Answer Choices	Responses	Count
White	75.40%	1,603
Hispanic, Latinx, or Spanish origin	8.56%	182
Asian	7.53%	160
Mixed Race	7.01%	149
Black of African American	6.44%	137
Other Race, Ethnicity, or Origin	4.84%	103
American Indian, Native Alaskan	1.69%	36
Middle Eastern or North African	1.41%	30
Native Hawaiian or Other Pacific Islander	0.56%	12
Total Respondents: 2,126		

Q20 How old are you?

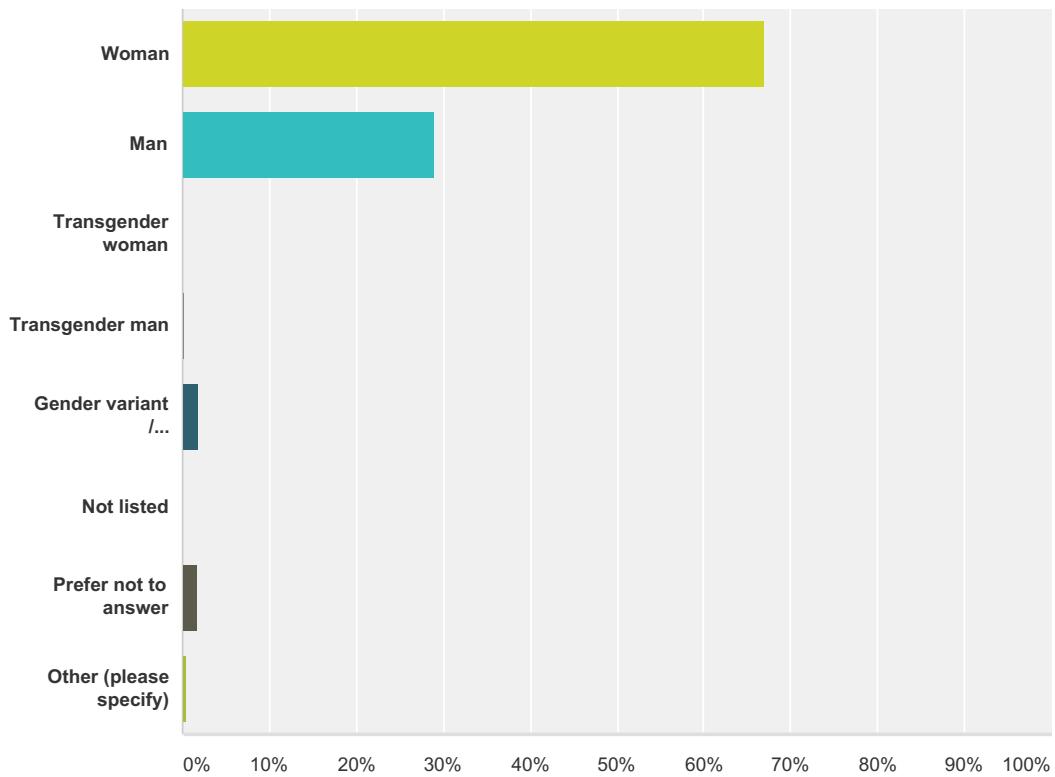
Answered: 2,158 Skipped: 1,977



Answer Choices	Responses
Under 18	0.00% 0
19 - 24	4.87% 105
25 - 30	19.51% 421
31 - 45	41.47% 895
46 - 65	27.80% 600
Above 65	6.35% 137
Total	2,158

Q21 Which categories best describe how you self-identify?

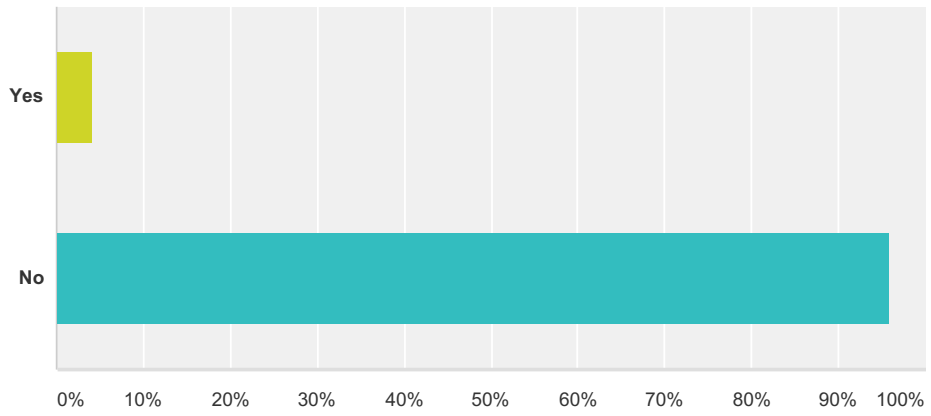
Answered: 2,161 Skipped: 1,974



Answer Choices	Responses
Woman	66.96% 1,447
Man	28.97% 626
Transgender woman	0.05% 1
Transgender man	0.14% 3
Gender variant / Non-conforming	1.80% 39
Not listed	0.00% 0
Prefer not to answer	1.67% 36
Other (please specify)	0.42% 9
Total	2,161

Q22 Do you self-identify as a person with a disability?

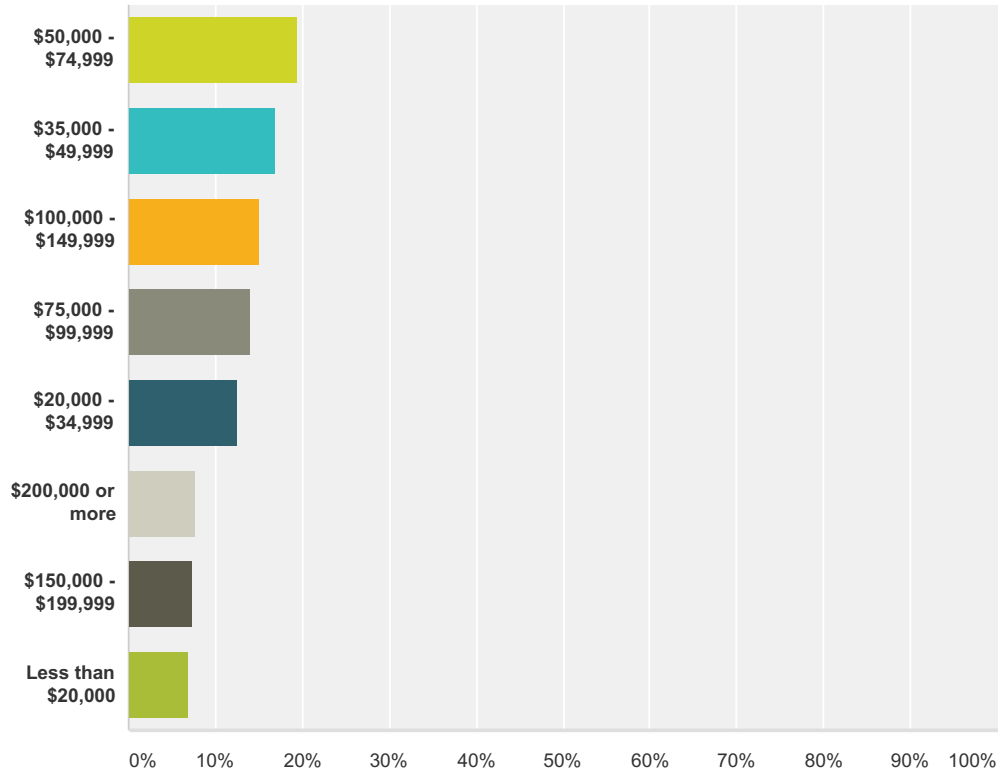
Answered: 2,131 Skipped: 2,004



Answer Choices	Responses
Yes	4.08% 87
No	95.92% 2,044
Total	2,131

Q23 What is your household income?

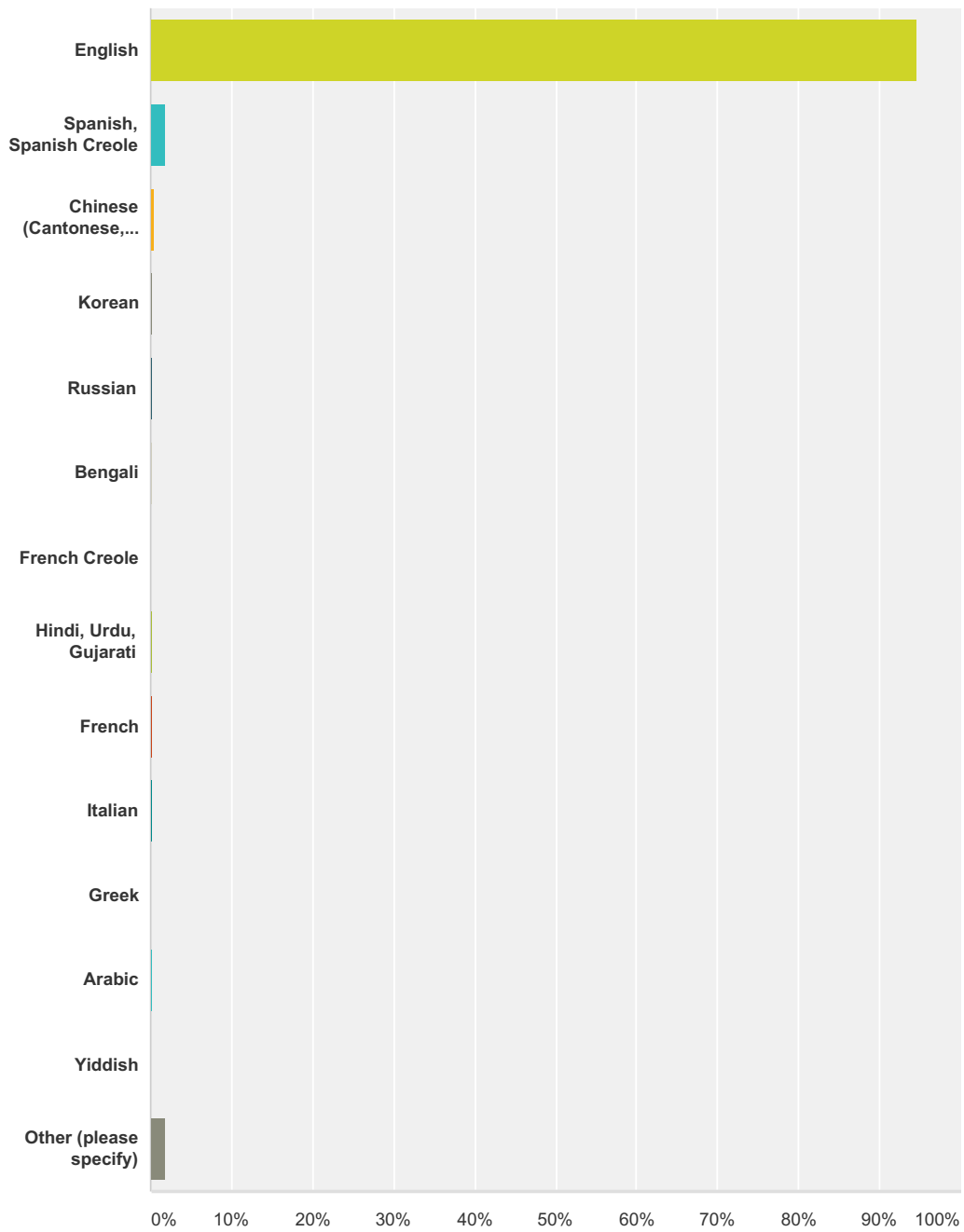
Answered: 2,089 Skipped: 2,046



Answer Choices	Responses	Count
\$50,000 - \$74,999	19.48%	407
\$35,000 - \$49,999	16.99%	355
\$100,000 - \$149,999	15.13%	316
\$75,000 - \$99,999	13.93%	291
\$20,000 - \$34,999	12.59%	263
\$200,000 or more	7.75%	162
\$150,000 - \$199,999	7.32%	153
Less than \$20,000	6.80%	142
Total		2,089

Q24 What is the primary language spoken at home?

Answered: 2,156 Skipped: 1,979



Answer Choices	Responses	Count
English	94.62%	2,040
Spanish, Spanish Creole	1.81%	39
Chinese (Cantonese, Mandarin)	0.32%	7
Korean	0.23%	5

CreateNYC Artist & Cultural Worker Survey

Russian	0.19%	4
Bengali	0.14%	3
French Creole	0.09%	2
Hindi, Urdu, Gujarati	0.23%	5
French	0.19%	4
Italian	0.23%	5
Greek	0.00%	0
Arabic	0.14%	3
Yiddish	0.00%	0
Other (please specify)	1.81%	39
Total		2,156